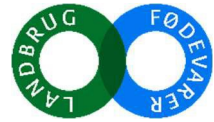


MARKET NEWS for pigmeat



Market analysis

16 March 2026

Week 12

MARKET SITUATION

The market situation is unchanged compared with last week.

Europe: Trade in both fresh hams and other cuts is taking place at slightly higher price levels.

UK: The bacon market, continued subdued demand is reported.

Asia: Demand remains stable from those markets that can no longer import Spanish pork.

SLAUGHTERINGS IN DENMARK

Weekly slaughter figures from slaughterhouses reporting to the Danish Agriculture & Food Council's slaughter database. The figures excludes culled pigs.

	Week 7	Week 8	Week 9	Week 10	Weeks 1–10 2026:25
Total intake	330.412	341.818	330.404	329.650	+7.9 %



USA

Futures

Chicago (\$ per 100 lbs carcass weight)	Lean Hog			Pork Cutout		
	13/3	6/3	Chg.	13/3	6/3	Chg.
April 2026	93.45	95.63	-2.18	103.40	103.40	0.00
May 2026	98.40	100.85	-2.45	108.78	108.78	0.00
June 2026	107.38	110.58	-3.20	116.35	116.35	0.00
July 2026	109.30	112.70	-3.40	117.90	117.90	0.00
Aug. 2026	108.68	111.63	-2.95	116.75	116.58	0.17
Oct. 2026	92.05	94.18	-2.13	109.15	108.98	0.17
Dec. 2026	83.58	85.10	-1.52	97.00	96.83	0.17
Feb. 2027	86.08	87.20	-1.12	99.60	99.43	0.17
Apr. 2027	89.75	90.45	-0.70	101.70	101.53	0.17
May 2027	92.60	93.18	-0.58	107.08	106.90	0.18
June 2027	99.75	100.43	-0.68	112.43	112.25	0.18
July 2027	99.75	100.40	-0.65	113.78	113.60	0.18

Conversion factors:
1 lb = 0.4536 kg;
USD 1 = DKK 6.5115



EU

African swine fever (ASF)

Below is the latest update from the European Commission's reporting system on ASF cases for the EU Member States, Serbia, Ukraine, Moldova, Bosnia and Herzegovina, Kosovo, Albania, Montenegro and North Macedonia.

Countries	Period (5 Mar–11 Mar)		Year to date (1 Jan–11 Mar)		2025		2024	
	Pigs	Wild boar	Pigs	Wild boar	Pigs	Wild boar	Pigs	Wild boar
Estonia		3		42	11	259		36
Latvia		15	1	247	12	1.266	7	961
Lithuania		13		216	9	788	8	561
Poland		89		545	18	3.351	44	2.311
Italy		58		331	1	667	31	1.205
Ukraine				4	19	34	70	15
Czechia						1		27
Romania	3	14	48	176	472	281	220	186
Hungary		47		286		823		474
Bulgaria				275		939	1	717
Slovakia		5		57	1	185	1	165
Serbia	2	1	19	56	233	62	310	101
Moldova	2	1	9	12	52	26	13	6
Montenegro								1
Bosnia and Herzegovina			1	4	52	27	33	38
Croatia		12	1	61	53	255	6	39
North Macedonia						8	4	51
Kosovo								
Belgium								
Spain*		11		200		27		
Germany		20		84		1.992	10	966
Sweden								8
Greece				1	4	77	5	21
Albania							1	3
Total	7	289	79	2.597	937	11.068	764	7.892

* Data from the World Organisation for Animal Health.

Foot-and-mouth disease

Below is the latest update from the European Commission's reporting system on foot-and-mouth disease cases in EU Member States and Turkey.

Countries	Period (5 Mar–11 Mar)	Year to date (1 Jan–11 Mar)	2025	2024
Slovakia			6	
Cyprus	16	38		
Turkey	4	39	1.712	97
Germany			1	
Hungary			5	
Total	20	77	1.724	97

SPAIN

African swine fever

The latest update from the Spanish authorities shows that the number of ASF-infected wild boar has now increased to 227, which is 11 more than last week.

The high-risk zone has once again been expanded after an infected wild boar was found within the municipality of Barcelona, which is now included in the zone.

As a result of the new findings, authorities have closed all public access to the Collserola Natural Park. The park covers an area of 8.3 hectares and is estimated to host around 600 wild boar. The closure aims to limit human activity in the area and thereby reduce the risk of further spread of the disease.

Miguel Ángel Higuera, Director of ANPROGAPOR, the Spanish pig producers' organisation, states that the movement of the disease towards southern municipalities and closer to the coast does not increase the risk of further spread, as there are no domestic pig herds in the area. However, he stresses that it is far from ideal that ASF is spreading to new municipalities.

The export situation remains unchanged. Approximately 60% of exports to non-EU countries remain open, while around 40% of markets are still closed. The closed markets correspond to an annual export volume of approximately 530,000 tonnes.

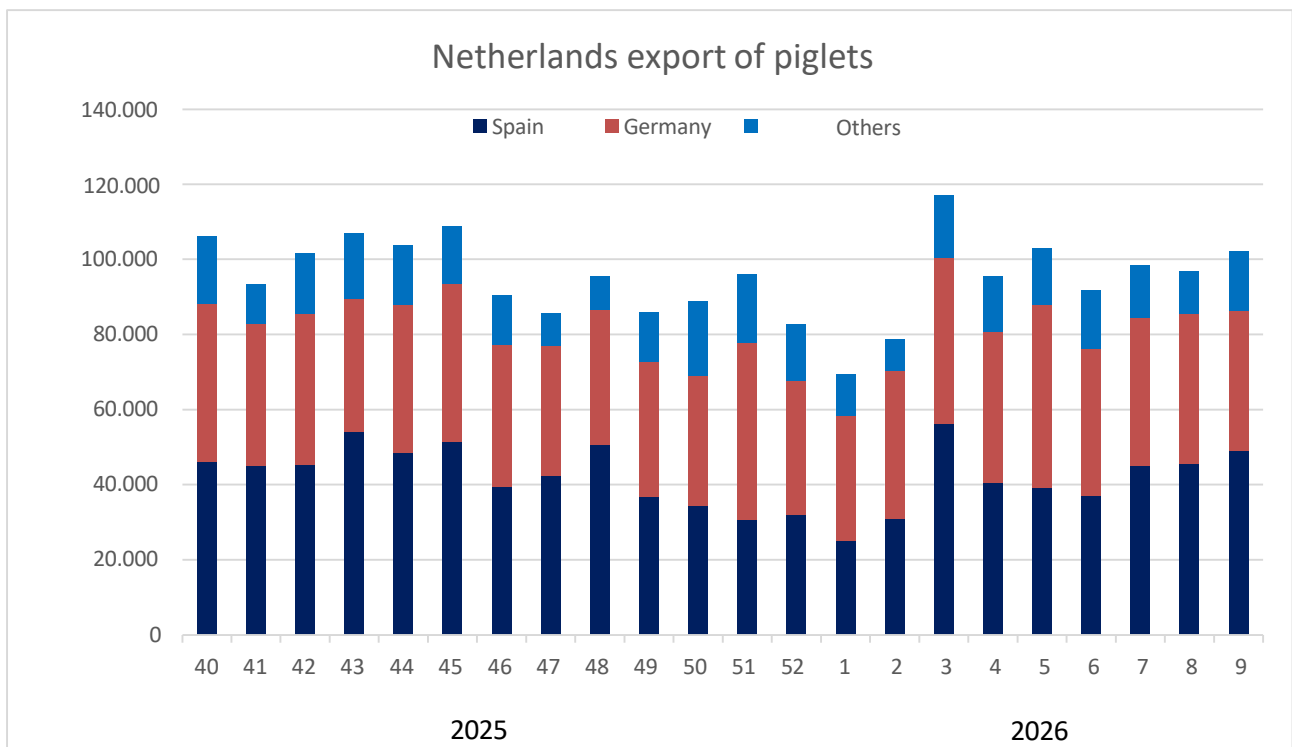
NETHERLANDS

Stable export of piglets

Based on data from RVO (Netherlands Enterprise Agency), the chart in the Danish version shows Dutch weekly exports of piglets from week 40, 2025 to week 9, 2026, distributed across Spain, Germany and other countries.

As shown in the chart, the outbreak of African swine fever in Spain at the end of week 48 led to a decline in Dutch piglet exports to Spain in the following weeks.

However, RVO figures also show that since week 2 this year, Dutch piglet exports have largely returned to the level seen prior to the ASF outbreak in Spain.





GERMANY

Allowed to export meat to the USA and Canada again

Both the USA and Canada have approved Germany as free from foot-and-mouth disease and have therefore lifted the ban on imports of meat from Germany.

The import ban was introduced in January 2025 following outbreaks of foot-and-mouth disease in three water buffalo on a farm near Berlin.

In October 2025, South Korea reopened its market for German pork, and in early November 2025, Japan lifted its import ban on German beef.



COLOMBIA

Strong increase in production, imports and consumption of pork

According to Pig333, pork production in Colombia increased by 9.1% in 2025, reaching 664,000 tonnes. In 2019, production was approximately 450,000 tonnes.

Both pork imports and consumption also increased in 2025. Imports rose by 6.6% to 177,000 tonnes, while consumption increased by 8.5% to 841,000 tonnes.

Imports mainly originate from the USA (69%), Canada (15%) and Chile (12%), according to Pig333.



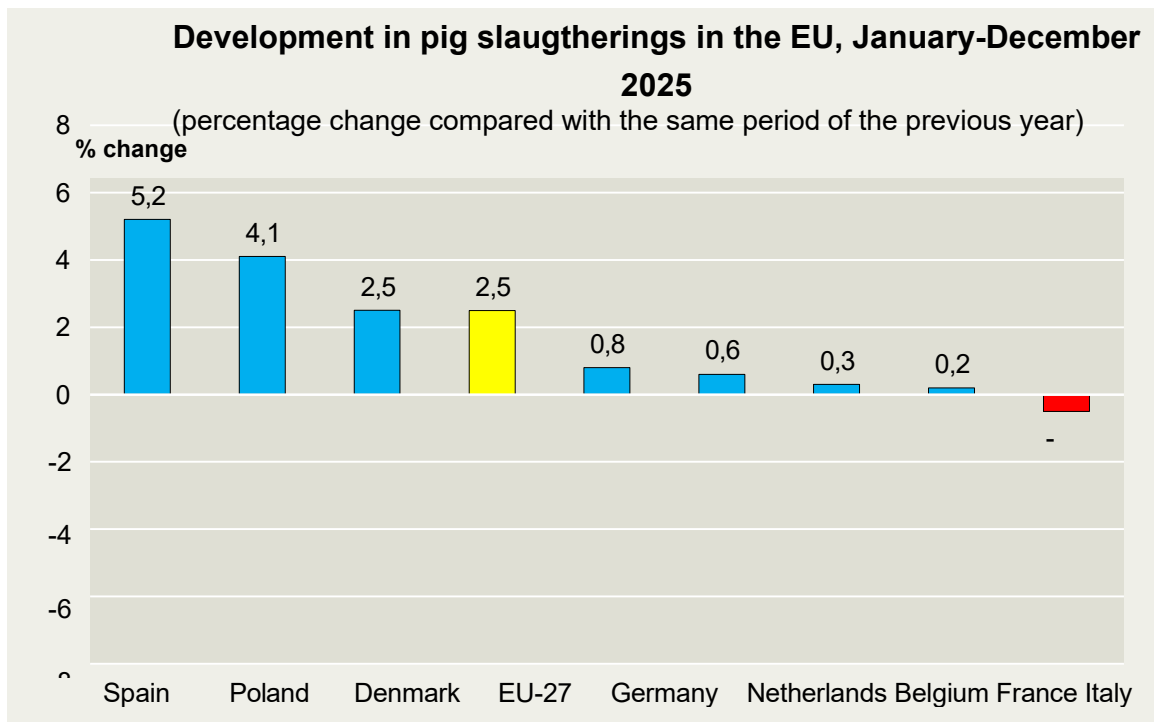
EU

Pig slaughterings increased by 2.5% in 2025

The European Commission has published the latest figures for pig slaughterings in the EU in 2025, based on Member States' reported slaughter figures to Eurostat.

The chart below shows the development in the number of pig slaughterings for the EU as a whole as well as for the eight largest pig-producing EU countries. Together, these countries account for approximately 85% of total pig slaughterings in the EU.

For the EU as a whole, the number of slaughterings increased by 2.5% compared with the previous year. At the same time, the average carcass weight increased, resulting in a 3.3% increase in production measured in tonnes.





EU

December pig census

Eurostat has published the results of the December 2025 pig census for 25 of the 27 EU Member States.

Compared with the figures referred to in last week's Market News for Pork, results for Estonia and Ireland have now also been published. Data from the Netherlands and Bulgaria are still pending. The new information does not change the overall picture for the EU.

The census indicates that total pig slaughterings in the EU in the first half of 2026 will be slightly higher than in the previous year. The census shows a relatively stable breeding herd, which, combined with continued productivity growth, typically results in slightly higher slaughter numbers.

As always, the results of pig censuses should be interpreted with caution, as they are sample-based and subject to uncertainty. In addition, for many countries the figures published so far are still preliminary.

1.000 pieces	Total stock			Breeding sows			Pregnant sows		
	2025	2024	% change	2025	2024	% change	2025	2024	% change
Spain*	33.646	34.565	-2,7	2.678	2.611	2,6	1.706	1.770	-3,6
Germany*	21.489	21.292	0,9	1.418	1.398	1,4	1.031	1.006	2,5
Danmark	12.274	11.583	6,0	1.190	1.159	2,7	728	719	1,3
France	11.644	11.715	-0,6	816	836	-2,4	562	581	-3,3
Netherlands									
Poland*	9.225	9.078	1,6	618	600	3,0	428	411	4,1
Italy	7.871	7.820	0,7	603	597	1,0	492	487	1,0
Belgium	5.230	5.375	-2,7	335	342	-2,0	274	279	-1,8
Romania*	3.337	3.258	2,4	323	315	2,5	183	179	2,2
Hungary	2.870	2.802	2,4	260	248	5,0	167	168	-0,6
Austria	2.479	2.534	-2,2	196	201	-2,5	137	140	-2,1
Portugal*	2.249	2.193	2,6	224	222	0,9	150	150	0,0
Ireland*	1.557	1.474	5,6	136	122	11,5	92	81	13,6
Czechia	1.451	1.422	2,0	125	125	0,0	79	76	3,9
Sweden	1.356	1.360	-0,3	106	109	-2,8	72	74	-2,7
Finland*	963	974	-1,1	81	83	-2,4	59	60	-1,7
Croatia*	877	873	0,5	78	90	-13,3	35	38	-7,9
Greece*	782	786	-0,5	98	99	-1,0	49	50	-2,0
Bulgaria*									
Lithuania*	479	497	-3,6	37	40	-7,5	12	31	-61,3
Slovakia*	447	412	8,5	40	40	0,0	28	20	40,0
Cyprus	336	310	8,4	26	25	4,0	23	23	0,0
Latvia*	308	300	2,7	36	37	-2,7	14	14	0,0
Estonia	198	284	-30,3	14	24	-41,7	11	18	-38,9
Slovenia*	223	232	-3,9	15	15	0,0	10	9	11,1
Luxembourg	63	65	-3,1	3	3	0,0	2	2	0,0
Malta	29	37	-21,6	2	2	0,0	2	2	0,0
EU-25*	121.383	121.241	0,1	9.459	9.343	1,2	6.346	6.388	-0,7
Serbia*	2.404	2.349	2,3	337	326	3,4	157	161	-2,5

* Preliminary figures for 2025

 **DENMARK**
Exports of pork (January–December 2025)

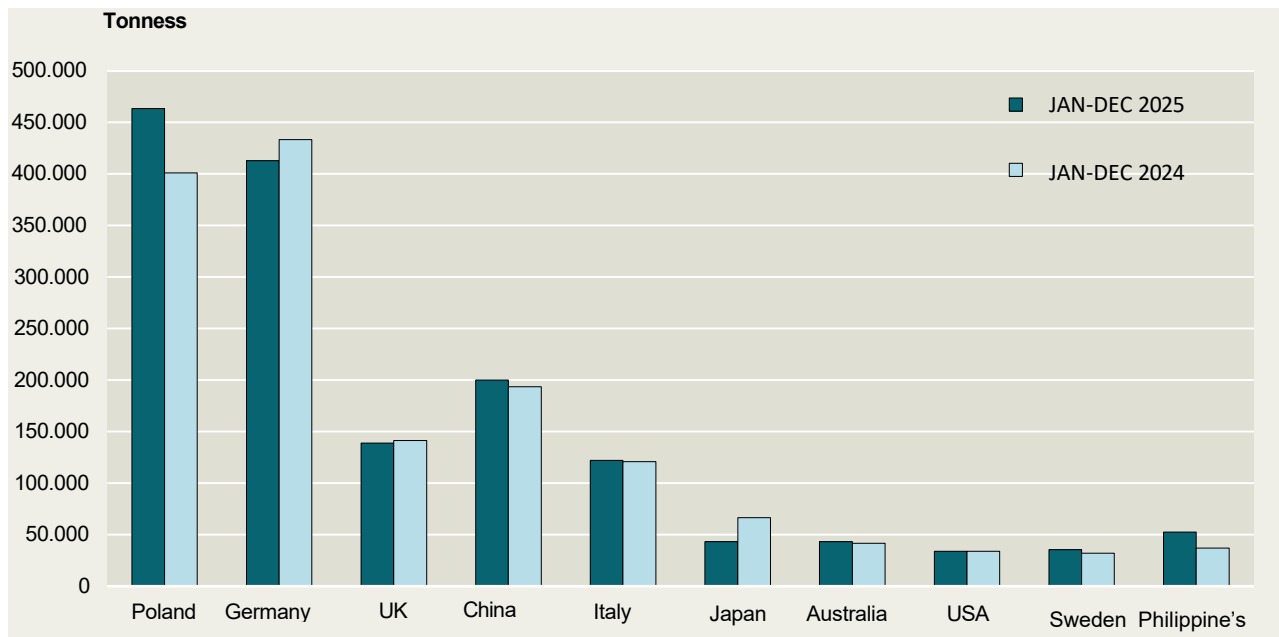
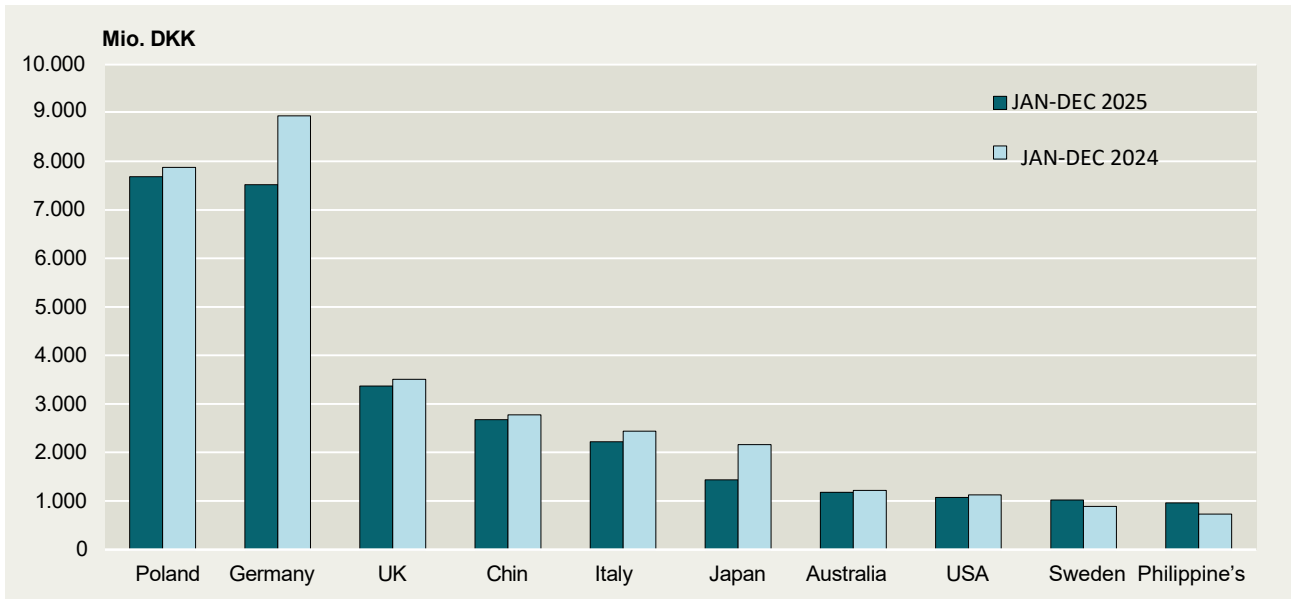
Tonnes	Cuts	By-products	Processed/preserved	Bacon	Whole/half pigs/sows	Sausages	Total (excl. live pigs)	%	Live pigs	Total (incl. live pigs)	%
Poland	204.458	2.014	23	43	554	80	207.172	15,3	256.308	463.480	24,6
Germany	74.683	26.902	9.592	389	84.344	3.932	199.842	14,8	212.845	412.687	21,9
Italy	100.255	3.134	373	147	379	525	104.812	7,7	17.215	122.026	6,5
Sweden	16.122	10.159	1.711	2.877	5	4.347	35.221	2,6	25	35.247	1,9
Netherlands	8.900	6.464	438	50	89	1.131	17.072	1,3	15.938	33.009	1,8
France	19.704	1.322	1.214	224	0	609	23.072	1,7	240	23.313	1,2
Greece	22.135	28	571	0	0	13	22.748	1,7	538	23.285	1,2
Spain	5.401	509	1.277	18	0	2.408	9.612	0,7	9.163	18.775	1,0
Other EU countries	71.614	16.317	3.556	940	533	3.704	96.663	7,1	11.575	108.238	5,7
EU total	523.271	66.849	18.755	4.687	85.903	16.749	716.214	52,9	523.846	1.240.060	65,8
China	56.505	141.952	1.324	0	0	145	199.926	14,8	190	200.116	10,6
UK	63.660	2.765	10.380	44.067	5.645	12.369	138.887	10,3	30	138.916	7,4
Philippines	27.092	23.956	1.176	0	42	28	52.293	3,9	105	52.398	2,8
Japan	38.683	507	3.233	0	23	508	42.955	3,2	8	42.963	2,3
Australia	40.790	1.850	285	0	0	36	42.961	3,2	0	42.961	2,3
USA	23.450	2.693	6.539	48	0	1.085	33.815	2,5	12	33.827	1,8
Taiwan	22.997	880	40	0	0	63	23.980	1,8	6	23.987	1,3
Ukraine	17.607	413	3	0	0	3	18.027	1,3	612	18.639	1,0
Malaysia	16.359	657	324	6	0	191	17.538	1,3	19	17.557	0,9
Other third countries	39.261	9.899	10.825	1.995	8	5.723	67.710	5,0	4.450	72.160	3,8
Third countries total	346.403	185.572	34.130	46.116	5.718	20.152	638.091	47,1	5.433	643.524	34,2
Total exports	869.674	252.421	52.884	50.803	91.622	36.900	1.354.305	100	529.279	1.883.584	100


DENMARK
 Exports of pork, 2024

Tonnes	Cuts	By-products	Processed/preserved	Bacon	Whole/half pigs/sows	Sausages	Total (excl. live pigs)	%	Live pigs	Total (incl. live pigs)	%
Germany	91.170	17.702	9.280	94	77.920	4.630	200.794	15,9	232.493	433.288	24,2
Poland	165.796	2.086	18	453	20	20	168.392	13,4	232.620	401.012	22,4
Italy	100.528	1.846	331	136	781	461	104.083	8,3	16.808	120.891	6,7
Netherlands	9.935	5.593	419	369	0	1.070	17.385	1,4	16.268	33.653	1,9
Sweden	13.837	9.557	1.455	2.651	8	4.383	31.891	2,5	27	31.918	1,8
France	20.589	1.440	1.179	201	0	754	24.163	1,9	406	24.568	1,4
Spain	5.077	144	1.334	17	1	2.376	8.949	0,7	9.551	18.499	1,0
Greece	16.630	303	541	0	0	15	17.489	1,4	205	17.694	1,0
Other EU countries	71.566	15.848	3.386	894	1.799	3.641	97.134	7,7	15.488	112.622	6,3
EU total	495.127	54.518	17.942	4.815	80.530	17.349	670.281	53,2	523.865	1.194.147	66,6
China	56.784	136.359	197	0	0	190	193.531	15,4	0	193.531	10,8
UK	63.580	2.725	9.932	48.560	5.224	11.142	141.163	11,2	59	141.221	7,9
Japan	59.853	409	4.734	0	0	1.285	66.281	5,3	5	66.286	3,7
Australia	39.463	1.444	414	0	0	72	41.394	3,3	0	41.394	2,3
Philippines	19.204	16.276	1.496	0	0	5	36.981	2,9	0	36.981	2,1
USA	22.374	3.861	6.406	46	0	1.158	33.845	2,7	0	33.845	1,9
Malaysia	12.674	668	565	0	0	81	13.989	1,1	78	14.067	0,8
South Korea	8.788	657	1.244	0	0	262	10.951	0,9	36	10.987	0,6
Taiwan	7.830	861	39	0	0	77	8.807	0,7	7	8.814	0,5
Other third countries	19.282	7.527	9.288	1.511	28	5.874	43.511	3,5	8.997	52.507	2,9
Third countries total	309.833	170.788	34.316	50.117	5.252	20.148	590.453	46,8	9.181	599.634	33,4
Total exports	804.960	225.306	52.258	54.932	85.783	37.497	1.260.734	100	533.046	1.793.780	100

Top 10 importers of Danish pork by value

Country	Jan–Dec 2025		Jan–Dec 2024	
	Value (DKK million)	Tonnes	Value (DKK million)	Tonnes
Poland	7.684	463.480	7.879	401.012
Germany	7.521	412.687	8.936	433.288
UK	3.370	138.916	3.507	141.221
China	2.673	200.116	2.776	193.531
Italy	2.221	122.026	2.439	120.891
Japan	1.436	42.963	2.157	66.286
Australia	1.179	42.961	1.216	41.394
USA	1.071	33.827	1.125	33.845
Sweden	1.017	35.247	888	31.918
Philippines	961	52.398	731	36.981
Top 10 total	29.132	1.544.622	31.653	1.500.368
Other countries	7.807	338.962	7.238	293.412
Total	36.939	1.883.584	38.891	1.793.780



Note: Next week, Market News for Pork is scheduled to be published on Wednesday instead of Monday.

Disclaimer:

This publication has been translated using AI. Although the translation has been quality checked, errors or inaccuracies may occur.

If you have any questions regarding the content, please contact Chief Consultant Jens Ring or Kirsten Vernon Kristiansen.

✉ jri@lf.dk | kvk@lf.dk